



Table of contents

Creating account..... 2

How to login..... 4

Competitions and Enrollment..... 5

Creating account

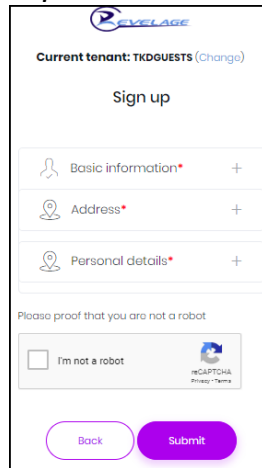
Go to address: <https://revelagesports.com>

picture 1

1. First select Tenant, click **(CHANGE)** -text and choose, i.e. “Taekwondo Guests”, if your sports is Taekwondo (see picture 2, below).
If your Team or your country’s sports organizations has it’s on Tenant on the list, select that one.
2. Click on **“Create account”**, see picture 1 for reference.

picture 2

3. Fill-in all required fields, which are marked with red asterix*.
There are 3 sections with fields to fill-in
When all is done, click on check box, next to "I'm not a robot" and click the "Submit" -button. See picture 3.
If you are Head of team, Coach, etc. you don't need fill-in weight and height, you can just put "1" as a value.



picture 3

4. After submitting, please check your email for verification email. From email, click verification link.
After verification, you are ready to sign-in to <https://revelagesports.com>

If you don't get email, please check spam folder/filter and mark email and sender as trusted or important sender (depends what email provider you use). This is important, as you will later get information emails from competition organizers, regarding competitions you have signed to.

How to login

Go to address: <https://www.revelagesports.com>

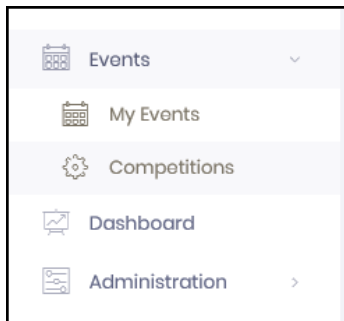
picture 4

1. First select Tenant, click **(CHANGE)** -text and choose, i.e. “Taekwondo Guests”, if your sports is Taekwondo (see picture 5, below).
If your Team or your country’s sports organizations has it’s on Tenant on the list, select that one.
2. Enter your username or email address and password
3. Click “Log in”

picture 5

Competitions and Enrollment

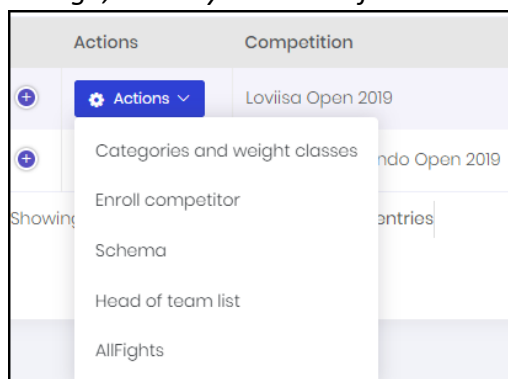
1. After login, click Events, then Competitions



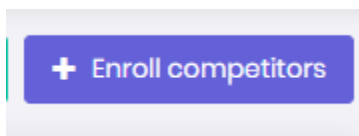
2. Select the competition, to which you want Enroll your competitors or yourself.

Click the “**Actions**” button and select “Enroll competitor.”

Clicking the “+” sign, shows you more information of the competition.



3. Click on the “**Enroll competitors**”.



REVELAGESPORTS.COM INSTRUCTIONS

4. Add your competitors to the desired Categories and Weight classes

Enroll competitor ×

| <input type="checkbox"/> | First name | Last name | Weight | Team | Gender | Age | Cat | W 1 | W 2 |
|-------------------------------------|------------|----------------|--------|---------|--------|-----|-------|-----|-----|
| <input checked="" type="checkbox"/> | Test1008 | Competitor1008 | 75 | Team 04 | Male | 42 | R' se | -7 | -7 |
| <input type="checkbox"/> | Test1009 | Competitor1009 | 75 | Team 05 | Male | 110 | ⚠ | St | St |
| <input type="checkbox"/> | Test1010 | Competitor1010 | 78 | Team 06 | Male | 31 | ⚠ | St | St |
| <input type="checkbox"/> | Test102 | Competitor102 | 48 | Team 08 | Male | 10 | ⚠ | St | St |

Showing 1 to 10 of 1062 entries | Show 10 entries

« < 1 2 3 4 5 > »

Cancel Save

MORE INSTRUCTIONS COMING SOON

THANK YOU FOR USING

