



**Table of contents**

Good to know. .... 2

IMPORTANT!..... 2

Creating account..... 3

How to login..... 5

Creating new competitors..... 6

Competitions and Enrolling competitors ..... 6

## Good to know.

Please, at first, read our privacy and EULA statement on following address:  
<https://revelage.net/eula>

In short, we will keep good care of your information stored at our systems. We do not share your information to anyone who's not supposed to see it. You have rights to ask of what information about you is stored and ask for deletion of private data.

Please, enjoy our service's!

(if you don't, please [let us know about it](#) 😊 .)

Head of teams are mainly the ones to create accounts for competitors, but competitors can create accounts for themselves as well, if they wish. Competitors can then access portal and browse rankings and change their information.

### **IMPORTANT!**

**You need to have only one account per competitor, you can enroll same competitor to more than one Category and/or weight class, if competition organizer has allowed this.**

## Creating account

Go to address: <https://revelagesports.com>

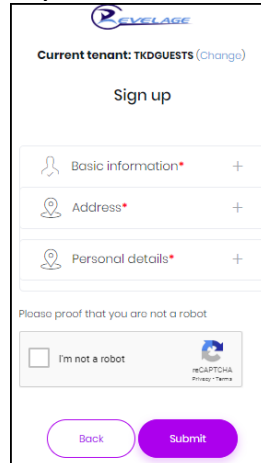
picture 1

1. First select Tenant, click **(CHANGE)** -text and choose, i.e. “Taekwondo Guests”, if your sports is Taekwondo (see picture 2, below).  
*If your Team or your country’s sports organization has it’s on Tenant on the list, select that one.*

picture 2

2. Click on “**Create account**”, see picture 1.

- Fill-in all required fields, which are marked with red asterisk\*. There is 3 sections, with fields to fill-in. When all is done, click on check box, next to "I'm not a robot" and click the "Submit" -button. See picture 3.  
*If you are Head of team, Coach, etc. you don't need fill-in weight and height, you can just put "1" as a value.*



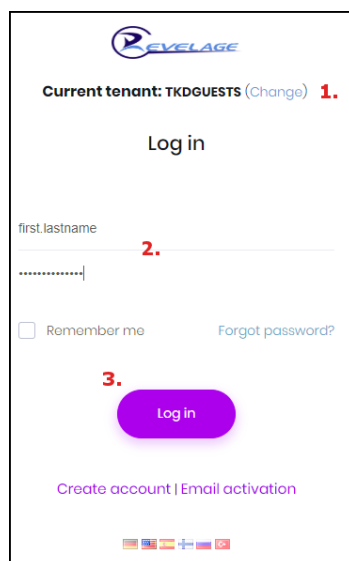
picture 3

- After submitting, please check your email for verification email. From email, click verification link. After verification, you are ready to sign-in to <https://revelagesports.com>

*If you don't get email, please **check spam folder/filter** and **mark** email and sender **as trusted** or **important sender**(depends what email provider you use). This is important, as you will later get information emails from competition organizers, regarding competitions you have signed to.*

## How to login

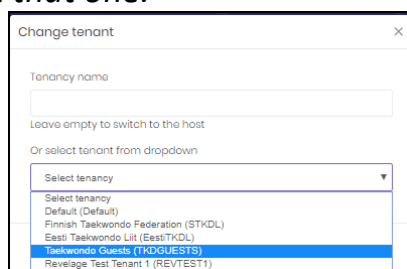
Go to address: <https://www.revelagesports.com>



picture 4

1. First select Tenant, click **(CHANGE)** -text and choose, i.e. “Taekwondo WT Guests”, if your sports is WT Taekwondo (see picture 5, below).

*If your Team or your country’s sports organizations has it’s on Tenant on the list, select that one.*



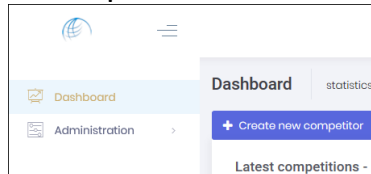
picture 5

2. Enter your username or email address and password, see picture 4.
3. Click “Log in”, see picture 4.

## Creating new competitors

Competitors are not required to create accounts by themselves. Head of team can create competitor accounts and enroll them to competitions.

1. Click on the “+Create new competitor” button, which can be found on dashboard and competitions view.



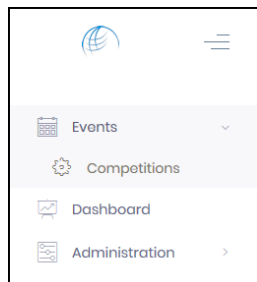
2. Fill in the fields on the form and click “Save”.

 A screenshot of a 'Create new competitor' form. The form contains several input fields: 'Name' (with sub-fields for Firstname, Middle Name, Second (Optional), Surname, and Lastname), 'Weight', 'T2', 'Birth date' (with a date picker showing 2001-06-03), 'Age' (with a dropdown showing 18), 'Gender' (with a dropdown showing Female), 'Country' (with a dropdown showing Ireland), and 'Nationality' (with a dropdown showing Ireland). At the bottom right, there are 'Cancel' and 'Save' buttons.

3. Now you are ready to enroll competitor to the desired competition.

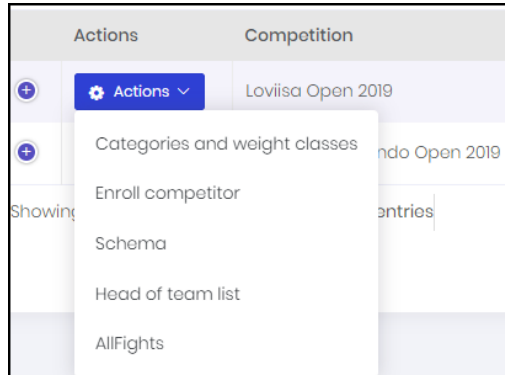
## Competitions and Enrolling competitors

1. After login, click Events, then Competitions

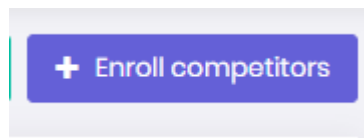


2. Select the competition, to which you want Enroll your competitors or yourself.

Click the “Actions” button and select “Enroll competitor.”  
 Clicking the “+” sign, shows you more information of the competition.



3. Click on the “Enroll competitors”.



4. Add your competitors to the desired Categories and Weight classes

Enroll competitor ×

<input type="checkbox"/>	First name	Last name	Weight	Team	Gender	Age	Cat	W 1	W 2
<input checked="" type="checkbox"/>	Test1008	Competitor1008	75	Team 04	Male	42	R: se	-7	-7
<input type="checkbox"/>	Test1009	Competitor1009	75	Team 05	Male	110	⚠	Se	Se
<input type="checkbox"/>	Test1010	Competitor1010	78	Team 06	Male	31	⚠	Se	Se
<input type="checkbox"/>	Test102	Competitor102	48	Team 08	Male	10	⚠	Se	Se

Showing 1 to 10 of 1062 entries Show 10 entries

« < 1 2 3 4 5 > »

Cancel Save

THANK YOU FOR USING

